




TS-U.FL Connector



RF series-- RF Header (Mini Coaxial Connector)

The RF series is designed for high frequency or wireless equipment application

Features:

1. High performance and broad range of frequency from DC to 6GHz.
2. Only 2mm mating height maximum. Receptacle size only 3.0mmx3.0mm. Most suitable for low-profile as well as high density design.
3. Tape and Reel packaging suitable for SMT and re-flow soldering.
4. Jig for connector removal can be easily installed.
5. Applications on such as, mobile phone, cordless phone, GRS, PDA, wireless NB, PCI module, measuring equipment and many more.

Specifications:

1. Specification sheet of RF Header RF-001001

Rated Voltage	60 Vrms
Rated Frequency	0- 6GHz
Temperature rating	-40 to +85°C
Impedance	50 Ω
Insulation Resistance	500 M Ω



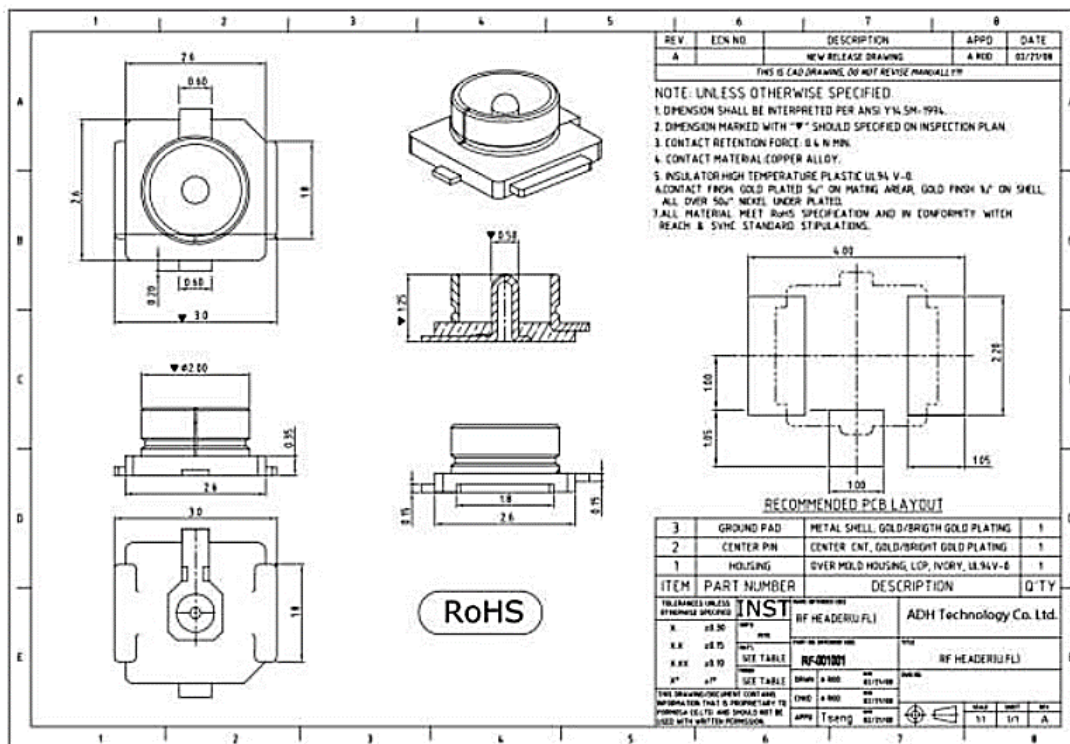
TS-U.FL Connector

Withstand Voltage	200 V rms
Contact Resistance	Inner resistance :20mΩ Max.
	Outer resistance :10mΩ Max.
VSWR	1.2max .0-3GHz
	1.3max .3-6GHz
Durability	Inner resistance :25mΩ Max.
	Outer resistance :15mΩ Max.
Mini. Packing Quantity	5000pcs per Reel

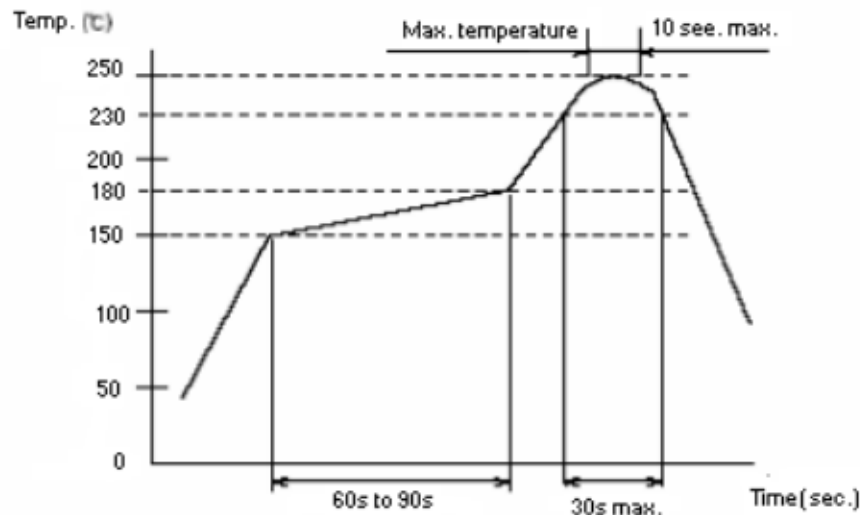
Material (RoHS):

Inner Electrode C	Copper Alloy	Gold Plated
Outer Electrode	Copper Alloy	Gold Plated
Insulator	Plastic	UL94V-0

Dimensions:



Reflow Profile:

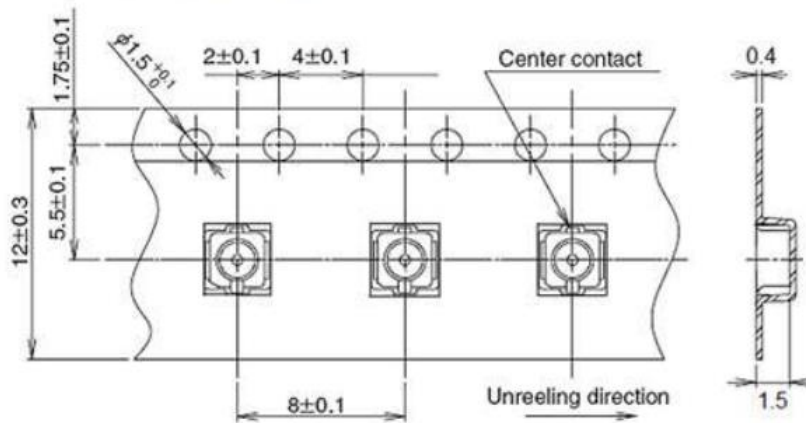


Notice:

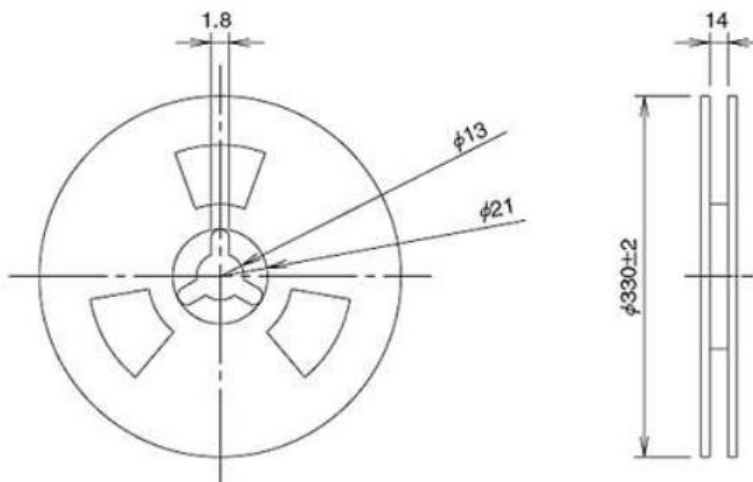
6. Soldering must be carried out without exceeding the allowable temperature and time as above chart.
7. Mounting temperature profile varies to board size, solder type and solder Thickness.
8. In the case of repeat soldering. The article should be cooling down. or reduce the max. temperature time.
9. Do not use hand soldering, or should be according to following condition
Pre-heating: 150°C/60-120S, Soldering 350°C (at the tip of soldering iron)/2S
10. In case of cleaning soldering terminals and leads of the product should be
 - a) Using Rosin base and without strong acid flux.
 - b) Flux should be completely cleaned from the terminal to prevent possible reduction of its performance.
11. Do not use washing this product.

Packing:

Carrier Tape Dimensions



Reel Dimensions



Quantity: 5000 pieces per Reel

Storage:

Store with the following conditions

1. Temperature at -10°C to $+40^{\circ}\text{C}$, Humidity at 15% to 85%.
2. Within 6 months after receipt.
3. If doing so, check the terminal solderability before use.



Precautions:

1. This product is intended to be used for circuit inspection only, if any other application, please contact us.
2. This product is designed for electrical devices in the environment specified in the above specification table, following conditions are not used.
 - a) Ambient air containing corrosive, volatile, or combustible gas.
 - b) In higher humidity, condensable ambient air or in liquid.
 - c) In higher or lower than rating temperature environments.
 - d) Environments with high concentration of airborne particles
 - e) In direct sunlight.
 - f) Excessive vibration or shock environments.
 - g) Other similar above conditions.
 - h) Contact us before using the product in or under any of the above environmental conditions.
3. For use of this product be sure to put contract area of plug on right position...
4. Plug can be classified to two types as below
 - a) Manual check (for engineering) –do not used at production line.
 - b) Automatic check (press down type)—for mass production line.